



**Not ME
But YOU**

NSS -DBIT

2022- 2023

Table of Contents

SR no	Title			Pg no
1	1	Computer Literacy Program (Three Batches)	May to September	40 hrs
	2	Celebration of Azadi ka Amrit moothtsav.	10-12 August	20 hrs
	3	Rakhi project.	15 July to 10 Aug	20 hrs
	4	CPR session & Godrej visit	8 August	10hrs
	5	ITI Bridge course	26 September to 17 October	30 hrs
	5	Study classes- Evening	19 Sept to 21 Oct	40 hrs
	6	3D Printing	1) August 2) October	
	7	Mumbai Utkal school teaching.	12 Sept to 21 Oct	40 hrs
	8	Traffic guide	1, 4, 5, 6, and 9 Sept	20hrs
	9	GIS mapping of tree in district level	24 September	40 hrs
	10	Beach clean-up.	5th June, 10 & 17 Sept	5 hrs
	11	Blood Donation camp	30 September	30hrs
	12	Health checkup camp for staff and students	21 September	20 hrs
	13	Eco Garden	May- June	60 hrs
	14	Diwali Mela program	22 October	
15	Christmas Mela	15 Sept to 20 Oct	40 hrs	

Computer literacy Program at DBCL Kurla

Basic Computer Course- Batch Two



Second Batch of student & volunteers along with dignitaries

L-R: Prof. Mamata D'souza, Rev Fr. Mario, Rev. Fr Anthony Pinto, Dr. Pravathi Venkatesh, Rev Fr, Nelson Carvalho, Mr. Royal D'souza

The Don Bosco Institute of Technology and Don Bosco College Outreach Cell had organized a computer literacy program for the youth from communities around the DBCL Kurla campus lying in the age group (15-18 yrs). This was a 30 working days course that was begun on 22nd June and ended on 29 July. This learning teaching program had in all 22 students along with 7 volunteers from Don Bosco College and 2 volunteers from DBIT.

Regular Class- The volunteers taught Basics of computers and some basic applications of Microsoft-Word, Excel, PowerPoint, they were also introduced to the world of internet, Emailing and an online editing site- Canava. This teaching happened for a month and on the 28 a test was conducted to check the understanding of the student learner.

Felicitation Ceremony- On the 29 July 2022 -the Award /Felicitation ceremony was organized as recognition to the completion of the course. This event was witnessed by the student learners and mentors (DBIT & DBC), Dignitaries- Rev Fr. Anthony Pinto-Rector DBIT, Rev Fr. Mario Vaz-Executive Director of DBCL, Rev.FR. Nelson Carvalho-Campus Minister, Dr Parvathi Venkatesh-Principal of DBC, Prof Mamtha Dsouza-HOD of BMS, Mr Royal Dsouza-NSS Program Officer and Mr. Arvind Samarth, Program coordinator. The students- learner and mentors were given certificates and a short film on the life of Don Bosco was shown, Snacks were provided to all hence embarking the end of the wonderful course.

<https://drive.google.com/drive/folders/155ALB1tCf3oNcLyHsbEvnHXV7SbSTmS>

“It was a wonderful experience in Don Bosco Kurla campus to learn a Basic computer course. All of my teachers worked very hard to teach me on a regular basis. These will surely help me in my career and in the future. Thank you Don Bosco Kurla management, students and staff for giving this opportunity” said by Ms. Sanika Gurav (Participant) in her valedictory speech.

“As students of Don Bosco College we were not taking lectures seriously. After this teaching program I realized how much preparation is required to prepare for the lecture. We used to wait after our lectures for the class. It was the attachment with all students and now I am happy that through my little contribution some of my friends got the opportunity to learn Basics of MS Office course” said by Mr. Austin (NSS volunteer of BMS department of DBC).

Computer literacy Program at DBCL Kurla

Basic Computer Course- Batch Three

The Don Bosco Institute of Technology, Kurla Outreach cell conducted a basic computer class for students below 16 years of age from the 5th August to 14th September under the Computer Literacy Program. Six NSS volunteers from DBIT volunteered to teach at this program for one month. The students were given several facilities to learn and grow, and the NSS members who taught them were skilled and fluent with the topics they taught. 14 students who enrolled for this course and each of these students showed great interest and enthusiasm toward learning.

During this programme, they were taught several topics, including computer fundamentals, Microsoft word, Microsoft PowerPoint, Microsoft excel, canva and html. Volunteers conducted lectures on these topics and gave the students several assignments and tests which they promptly completed, and through which their understanding of the topics taught was clear. The students were very interactive and eager to learn. They were all quick learners and it was indeed a pleasure teaching them.



FUN CRAFT ACTIVITY



TEACHERS DAY CELEBRATION

“We learnt a lot from this programme. We’re really grateful to DBIT and all our teachers who taught us with so much enthusiasm and dedication.” —Samreen Siddiqui (student)

“The students were really very cooperative. They listened to us with patience even though after completing their college lectures. Their eagerness to study the following things motivated us in every lecture we taught. We have also learnt how to teach the concepts. This activity refreshed our old concepts”. —Bhaskar Singh (teacher)

“The NSS teaching program not only helped the students to know more about computer but also helped the teachers to sharpen and improve the skills of what they know. This teaching program not only helped the students to learn something new but also extended their knowledge in using various applications and the PC”. —Shanaya Carvalho (teacher)

“While teaching these students, we ourselves did pick up a number of skills, and we’re grateful for that. The students were a pleasure to interact with. They were always full of life, energy and enthusiasm and showed great interests in every topic we taught.”

- —Nicole Saldanha (teacher)

Independence Day Celebratory Event 2022

Theme of Event: "Azadi se Aaj Tak"

Event Date & Time:

10th August 2022 (3 - 5 PM)

11th August 2022 (11 AM - 1 PM)

Venue: Seminar Hall, 3rd Floor, A-wing, DBIT campus

Competitions Conducted:

- Group Singing (10th August 2022)
- Elocution (11th August 2022)
- Poetry Recitation (11th August 2022)
- Rangoli Making (11th August 2022)

Event Organizers:

Literary Society

NSS of DBIT

Faculty Coordinators:

Prof. Sachin Sugave (LitSoc),

Mr. Royal D'Souza (NSS-PO)

Students Coordinators:

Vidhu Gupta (LitSoc),

Viraj Vidyadharan (NSS)



EVENT POSTER



CERTIFICATE SAMPLE

The Literary Society and NSS organized a two-day event to celebrate India's completion of 75 years of Independence. The event was conducted as Class-wise competitions and the theme of the event was "Azadi se Aaj Tak". On 10th August, a group singing competition was held where every class from second year and third year participated.

On 11th August, elocution, poetry recitation and rangoli making competitions were held. Almost all classes actively participated in these events too. The judgment was done by the faculty members of the college and all events were open to both, teaching and non-teaching staff to participate in. The faculty members performed and displayed their artistic skills, as well. E-certificates were given to all participants and each competition's winners. Finally, the scores were tallied and Third Year Information Technology (T.E. I.T.) class placed first and Second Year Computer Science (S.E. COMPS) class came second and Third Year Mechanical class (T.E. MECH) came third. A trophy was awarded to the first and second prize winners, each.

Independence Day Celebratory Event 2022

AZADI SE AAJ TAK

PHOTOS OF THE EVENT



Rakhi proect -2022

A great initiative by 'NSS DBIT' was taken In collaboration with Seva Vivek, 'Vivek Rural Development Centre'. Different types of handmade bamboo rakhis were on sale for the students, staff or any one who were interested to buy them for the auspicious occasion of "Raksha Bandhan". The publicity was started by the late July of 2022. Forms were distributed to the different groups of the students of DBIT as well as the staff. By 10th of August, 11 responses were gathered and an order of 21 rakhis were placed. On 4th July 2022, the order arrived at the college and the distribution of the rakhis was initialized. By 11th of July, all the orders were distributed amongst those who had ordered them.

Form: <https://forms.gle/L92SRdGebZ7CDAgG6>

Sl. No.	Time/amp	Name	Department	Student or Staff	Contact No.	Email ID	Type of rakhi you want / Name of the rakhi you would like to purchase	When do you want the rakhi?
1	3/18/2022 11:09:13	Soniya Kohrasagar	COBT1	Staff	9821613224	soniya0017@gmail.com	Single one	8/5/2022
2	7/29/2022 10:54:33	Palavi Ratul Mahadik	BSH1	Staff	9619952040	palavi@dbit.in	Narmada-1 and godavari-1	7/28/2022
3	7/22/2022 19:59:23	Rajesh Suryakant Karan	Admin	Staff	9920961163	raj_karanpulkar@rediffmail.com	Bhaa (Tee)-2	7/28/2022
4	7/29/2022 11:07:32	Ananya Solanki	Comps	Student	9969961163	ananya_solanki01@gmail.com	Godavari, Narmada, Purna, Kaveri. (One rakhi of each of mentioned type)	8/1/2022
5	7/29/2022 19:29:59	Sahil Kaldas Jadhav	Mechanical	Student	8454026995	sahiljadhav374@gmail.com	81 karasavati 01 ganga 01 yamuna	8/5/2022
6	7/29/2022 19:38:08	Ansh Haridas Adyodi	Mechanical	Student	7716019144	anshharidas1806@gmail.com	Ganesh	8/5/2022
7	7/29/2022 19:39:05	Heena Choudhary	Mechanical	Student	8169460049	heena.choudhary153@gmail.com	Godavari	8/9/2022
8	8/1/2022 14:28:11	Abhishek Rane	Mechanical	Student	8104787872	rana.abhishek2002@gmail.com	Surya	8/4/2022
9	8/1/2022 15:56:21	Royal Siv	Staff	Staff	78753 21120	-	Kaveri 1 & Ganga 1	8/5/2022
10	8/1/2022 22:59:36	Anushka Kukarni	Information Technology	Student	9920921422	321kukarni0561@dbit.in	SHANISHA TANISHA	8/3/2022
11	8/10/2022 13:58:07	Kastle Faria	IT	Student	8424042137	321kastle0007@dbit.in	Purna, Saraswati, Shankha, Jhelum, Kaveri, Godavari	8/11/2022





THE NSS UNIT IN COLLABORATION WITH
SEVA VIVEK
(VIVEK RURAL DEVELOPMENT CENTRE)



SURYA (₹35)



YAMUNA (₹35)



KAVERI (₹40)



GODAVARI (₹40)



NARMADA (₹40)



PURNA (₹30)



SHANKHA (₹30)



SARASWATI (₹35)



GANGA (₹35)



TANSA (₹30)



JHELUM (₹30)



GIRJA (₹35)

**HANDMADE
BAMBOO RAKHI**

CONTACT

ABHISHEK RANE
81047 87872

LIKLA SINHA
98672 03475

ONE STEP TOWARDS THE RURAL DEVELOPMENT



DR. BOSCO INSTITUTE OF TECHNOLOGY, KURLA

THE NSS UNIT IN COLLABORATION WITH

SEVA VIVEK

(VIVEK RURAL DEVELOPMENT CENTRE)



GANESH (₹50)



OM (₹50)



OM - 2 (₹50)



BRO - 1 (₹40)



JAY BAJRANG (₹50)



BRO - 2 (₹50)



MERE BHAIYA (₹50)



BHAI (₹50)



BROTHER (₹50)



BHAU (₹50)



SWASTIK (₹50)



BEST BROTHER (₹50)



HANUMAN (₹50)



BHEEM (₹50)



KRUSHNA (₹50)



SATLUJ (₹50)



HANDMADE
BAMBOO RAKHI

CONTACT

ABHISHEK RANE
81047 87872

LIKLA SINHA
98672 03475

ONE STEP TOWARDS THE RURAL DEVELOPMENT

CPR - Faculty Workshop



CPR WORKSHOP



DBIT-Kurla: Don Bosco Institute of Technology, Kurla Staff Welfare committee organised training on Cardiopulmonary Resuscitation (CPR) for the teaching/non teaching staff members on 30 July 2022 at 10:30am to 12:30pm. This workshop was conducted by Holy Family Institute of Nursing Education in their institution.

The workshop was conducted by a panel of BSC nursing final year students under the guidance of Prof Minu and Principal Sister Nives Dsouza. The spokespersons brought up the various reasons that lead to heart disease. Later they spoke about timely treatment and first aid to be given in case of emergency. Also they showed us videos on function of the heart and how to give CPR during cardiac arrest.

The team explained the importance of CPR, the different techniques of administering CPR. The sessions highlight the importance of CPR as a life saving measure for the victims of cardiac arrest, its scope and limitations. This was followed by the demonstration on steps of adult CPR, and some information about the Child CPR and the infant CPR.

Then Dr. Prasanna Nambiar (Principal of DBIT) proposed a vote of thanks on behalf of the DBIT and requested the Holy Family Nursing Institute to conduct such health related activities for the students and staff on a regular basis. Pre survey form and feedback form was circulated by the organisers to all the participants. Total 67 staff members attended this workshop.

CPR - Volunteer Workshop



Picture- NSS Volunteers, College Staff Faculty of DBCL and Nursing trainee from Holy Family Institute of Nursing

A Step towards empowering lives!

8 August 2022

This workshop was conducted on account to create awareness of Cardiac arrest and empower everyone to save lives, in this session all volunteers and Faculty members were trained to give emergency life support - CPR to a victim of a cardiac arrest.

A total of 30 volunteers -NSS along with Mr. Royal Dsouza -NSS Program Officer (DBIT) gathered at Holy Family Institute of Nursing Education on 8 August for a CPR Workshop conducted by the Nursing trainees at the institute. The participants/Volunteers were briefed about what is CPR (Cardiopulmonary resuscitation) and further on were given hands -on training on how to perform CPR in case of emergency. The students were also briefed on how CPR is given to infants but this kind of CPR should be given by a medical professional. Thus towards the end of the session volunteers were confident enough to give CPR in case of an emergency support till medical help arrives.

DAILY REPORT ON ITI BRIDGE COURSE



1

26 Sept - Basic Introduction session 1

We introduced ourselves and told them to introduce themselves. Taught them how to correctly introduce ourselves to interviewer. Taught them to introduce with skills & taught them about body language. Told them to introduce themselves in Hindi or English, which they are comfortable in. They were told to speak about their family background, address, education qualification goals hobbies. Made them understand importance of proper communication skills & being able to communicate in English.

2

27 Sept - Basic Introduction session 2

We made them familiar with the format of how to introduce ourselves and gave them examples. We told them the important aspects of what is important in your introduction and what is not.

3

28 Sept - Vocabulary session 1

We taught them 5 new words & told them how they are related to their trade. Words are:-

1. Analysis
2. Dimensions
3. Layout
4. Intersection
5. Conclusion

4

28 Sept - Vocabulary session 1

1. marketing
2. Authentication
3. Biometric
4. Estimation
5. Regulation

DAILY REPORT ON ITI BRIDGE COURSE

5

30 Sept - Vocabulary game

We played an interactive vocabulary game in order to ensure an active participation and interaction by each and everyone. The game goes about like each group that was segregated by us had to give one English word and the successive group had to recall all the words said by the previous group and at the same time provide the meaning of the words said by the previous groups. This helped to increase their vocabulary effectively.

6

3 Oct - speech session

We provided them information on the format of a speech. We also briefed them on the importance of a speech and what makes a speech different from the rest. We made them understand the mindset behind choosing an effective title for the speech and how to conclude a speech.

7

4 Oct - Resume Writing

We made them familiar with the format of resume writing and seen to it that they noted the format and filled it effectively. We gave them examples of the resume writing.

8

6 Oct - Speech Title discussion

We made everyone decide and inform us the speech title that each individual will be taking and then giving them an insight of all what they can include in their speech. We also made sure to ensure that each one thoroughly understood the speech writing format.



DAILY REPORT ON ITI BRIDGE COURSE



9

7 Oct - Speech body writing format

We asked them their insight of the speech body that they would be writing and ensured and corrected them on the corrected and efficient way of writing it. In this way we made their thought process regarding speech clear.

10

10 Oct- SpeechBody writing

We made them think and collect more information of the body of their speech over the weekend. We made them write the body of the speech in front of us so that they can gain more confidence of how to write

11

11 Oct - Explanation of the Agneever policy

We made them familiar with the Agneever Policy and made them write and collect information and enabled them to speak effectively of how they can take the benefit of this policy

12

12 Oct - Reading of speech body

We made them read the body of their respective speech and corrected them whenever required which enabled a sense of confidence in them

13

13 Oct - Conclusion of Speech

DAILY REPORT ON ITI BRIDGE COURSE

14

13 Oct - Conclusion of Speech We explained the importance of conclusion

We made them write the conclusion and read the conclusion to us and corrected them wherever required.

15

17 Oct - Backlogs

We helped those who were lagging behind or those who did not or were not able to complete their speech, We enabled them to write and complete the speech

VOLUNTEERS:

THIRD YEAR:

Umera Shaikh
(Coordinator)
Saad Shaikh
Rushabh Shelar
Omkar Mundhe
Aditya Moozhayil
Atharva

Second year:

Anushka Kulkarni
Alden Fernandes
Amaan shaikh
Sanjeet Prajapati
Shivam Pal

Evening Study Class



**NAME OF COLLEGE - DON BOSCO INSTITUTE
OF TECHNOLOGY KURLA - C-05**

NAME OF PO - ROYAL DSOUZA L


.Objective -To Encourage students towards academic and help improve their performance

This activity was conducted by our volunteers after college hours. We had the students of Utkal school coming to the campus where some classes were allocated for them to sit and study. The volunteers helped them in studying better and solved their doubts, by tutoring them.

DATE OF ACTIVITY -SEPTEMBER- OCTOBER 2022

Time- *After college hours*

**LOCATION OF ACTIVITY - COLLEGE CAMPUS
NO.OF VOLUNTEERS PARTICIPATED - 8**





DON BOSCO INSTITUTE OF TECHNOLOGY

Kurla West, Mumbai - 400070

Department of Mechanical Engineering



technotalent
Engineering India Pvt Ltd.

3D MAP Course

for the students of

Gokhale Education Society's

Arts, Commerce and Science College

(Taluka: Jawhar, Dist. Palghar)

Faculty Coordinators	
1	Mr. Shreeprasad Manohar
2	Mr. Hemant Hogade
3	Mr. Swapnil Gujarathi
4	Mr. Royal D'Souza (NSS Coordinator)
5	Mr. Indraneel Mukhurjee (Lab Assistant)
Student Coordinators (TE Mechanical)	
1	Neel Ajay Ved
2	Bhavin Rajesh Uttnoori
3	Rushabh Dnyaneshwar Shelar
4	Heena Ganeshram Choudhary
5	Praful Prabhakar Pawar

Sr. No.	Name of the participants
1	Mr. Mahendra Devram Jadhav (Faculty Incharge)
2	सचिन मधुकर लहारे
3	सुरज लहू चौधरी
4	विशाल देवराम वाघ
5	प्रमोद दीपक किरकिरे
6	प्रदीप शिवराम सांबरे
7	सागर वसंत नडगे
8	मनोज विष्णू भोगाडे
9	किरण यशवंत पांढरे
10	साहिल मनोज मौळे
11	दीपक वाळ्या दिघा
12	मयूर मंगेश धनगरे
13	विकी अशोक सुतार
14	संचित सुधीर कुवरा
15	संदीप चिंतामण वातास
16	जयकांत सुरेश टोपले
17	अमित राजेंद्र रॉय
18	समीर इरफान घाची
19	प्रियांषु हरी गुरखा

Schedule of the course

Date	Day	9:00 to 11:00		11:15 to 1:15		2:00 to 5:00
22-08-2022	Monday	Arrival on DBIT campus	Short break	Inauguration	Lunch Break	Introduction to Solid works 2D Sketching commands (Line, Rectangle, Circle)
23-08-2022	Tuesday	2D Sketching commands (Polygon, Trim, Extend, Fillet, Chamfer)		2D commands (Smart dimensions) - Exercise		1. Visit to 3D printing lab 2. Exercise on smart dimensioning
24-08-2022	Wednesday	3D modeling commands (Extrude, Extrude cut, Fillet, Chamfer, Pattern)		3D modeling commands (Revolve) - Exercise		Introduction to Creality Slicer software & settings of 3D printing machine Modeling of a keychain
25-08-2022	Thursday	Introduction to Z-brush Move brush, hPolish brush, Inflate brush, Stash3 brush		SnakeHook Brush, Material Change and Practice exercise		Making of Ears, Eyes, Nose, Mouth with ZBrush Keychain – 3D Printing
26-08-2022	Friday	Practice session on Z-Brush with Warli art		Practice session on Z-Brush with Warli art		3D Printing of Z-Brush Warli art models Valedictory function

02:00 pm to 05:00 pm

Prof. Swapnil Gujarathi, Course coordinator informed students about the Objectives and expected outcomes of the 3D MAP course.

Topics covered:

- Graphic User Interface of Modeling software – Solidworks
- 2D commands – Line, Rectangle, Circle



Day 1: Monday - 22nd August 2022

11:15 am to 01:15 pm

- 18 students and a faculty in-charge Mr. Jadhav, from Gokhale Education Society's Arts, Commerce and Science College, Jawhar arrived at DBIT campus by 11 O'clock in the morning for the 3D MAP course.
- Inauguration event is held in the presence of Dr. Prasanna Nambiar, Principal-DBIT, Rev Fr. McEnroe Lopes, Administrator and Royal Dsouza, NSS In charge-DBIT.
- Course coordinators extended warm welcome to all the students.



Day 3: Wednesday - 24th August 2022

09:00 am to 11:00 am	11:15 am to 1:15 pm	2:00 pm to 5:00 pm
Prof. Swapnil Gujarathi	Prof. Hemant Hogade	Prof. Shreeprasad Manohar
3D modeling commands (Extrude, Extrude cut, Fillet, Chamfer, Pattern)	3D modeling commands (Revolve)	Visit to 3D printing lab Creality Slicer software & settings of 3D printing machine
	Practice session on 3D Modeling command	Practice session – Modeling of a Keychain in Solidworks lab



Day 2: Tuesday - 23rd August 2022

<u>09:00 am to 11:00 am</u>	<u>11:15 am to 1:15 pm</u>	<u>2:00 pm to 5:00 pm</u>
Prof. Swapnil Gujarathi, Prof. Hemant Hogade		Prof. Shreeprasad Manohar
Revision of the 1 st session	2D commands – Smart Dimensioning	Visit to 3D printing lab (Introduction to Fused Deposition Method)
2D commands – Polygon, Trim, Extend, Fillet, Chamfer	Practice session on 2 D commands	Practice session on smart dimensioning in Solidworks Lab



Day 4: Thursday - 25th August 2022

09:00 am to 11:00 am	11:15 am to 1:15 pm	2:00 pm to 5:00 pm
Prof. Hemant Hogade		Prof. Hemant Hogade, Prof. Shreeprasad Manohar
Introduction to Z-brush Move brush, hPolish brush, Inflate brush, Stash3 brush Hand on use of Digital XP Pen	SnakeHook Brush, Material Change and Practice exercise	Making of Ears, Eyes, Nose, Mouth with ZBrush 3D printing lab Keychain – 3D Printing



Day 5: Friday - 26th August 2022

09:00 am to 11:00 am	11:15 am to 1:15 pm	2:00 pm to 5:00 pm
Prof. Hemant Hogade		Prof. Hemant Hogade, Prof. Shreeprasad Manohar
Practice session on Z-Brush with Warli art		3D Printing of Z-Brush Warli art models



- The faculty of the students, Mr. Jadhav was also felicitated with a 3D printed model of a Warli Art, as a token of gratitude.



- The students also expressed their feelings for the course and admired the effort put in by the whole team of the course through the feedback session.



- Lastly, Prof. Swapnil Gujarathi, concluded the session by giving Vote of Thanks on behalf of the whole team.

Valedictory function



- Fr. Anthony Pinto, Director and Fr. Mario Vaz, Executive Director and expressed gratitude and appreciated students for successfully attending the whole workshop of 3D MAP course and making it a success.



- During felicitation session, each student awarded with the certificate for completion of the training course, the 3D printed keychain which was modeled by them and a small 3D printed gift as a token of gratitude.



Faculty, Student coordinators and Lab Assistant helping participants:



Fr. Mario guiding faculty coordinators



Photo Gallery

Group photographs:



Name/नाम	What you have learned about 3D Printing from this course/ three डी प्रिंटिंग तंत्रज्ञानामध्ये आपल्याला नक्की काय शिकायला मिळाले?	How was teaching methodology of this course/ शिकवण्याची पध्दत कशी होती?	How you are going to use this technology in future/ तुम्ही हे तंत्रज्ञान भविष्यात कशा प्रकारे वापरणार आहात?	How many modules you personally have designed and which type/ तुम्ही व्यक्तिः या प्रशिक्षण दरम्यान किती वस्तू स्वतः डिजाईन केले आणि कोणते?	If this software made available to you then will you able to conduct session for the students of your college/ जर हे तंत्रज्ञान तुमच्यासाठी उपलब्ध करून दिले तर तुम्ही इतर विद्यार्थ्यांना शिकवू शकता का?	How was the food, accommodation and other facilities which was provided during the training program/ प्रशिक्षण दरम्यान पुरविल्या गेलेल्या भोजना/निवास आणि इतर सुविधा सध्याहील आपला अडिचाय?	Your suggestions or overall feedback/ संपूर्ण कार्यक्रमा विषयी तुमचे मत किंवा काही अभिप्राय?
SAMIR IRFAN GHACHI	3D MAPPING MODEL'S DIFFERENT TYPES OF DESIGN Khipu khi sikyala milale ani computer cha vaapar pn kryala mlala	EXCELLENT	AS A CARRIER OPTIONS I see the training as a future opportunities	1 1 keychain in solid works & z brush one design monster	Yes	Good	everything is Good
Amit Rajendra Roy	Khipu khi sikyala milale ani computer cha vaapar pn kryala mlala	Excellent	I see the training as a future opportunities	1 DESIGN (IN Z BRUSH) 1 KEYCHAINS (IN SOLID WORKS)	Yes niki sikau skto	Alishay chaan rhyala ani khyala soy khele hoti	Khipu khi gostiya siklo
Priyanshu Hari Gurkha	खूप काही शिकायला भेटले संगणक वापरस मदत झाली त्या विकिपी आम्हाला नवीन आव्हानी मिळाल्या	Excellent... अतिशय छान	I SEE THIS TRAINING AS FUTURE OPPORTUNITIES	मी	Yes नक्कीच शिकवू शकतो	अतिशय छान दर्जाची सोय राहायला व झोपाचची केली	खूप काही गोष्टी शिकतो
Mayur Mangesh dhangare	त्या विकिपी आम्हाला नवीन आव्हानी मिळाल्या	चांगली	चांगल्या प्रकारे वापर करणार	मी	तर आम्ही नवी शिकवणार	भोजन / निवास आणि इतर सुविधा चांगल्या प्रकारे होत्या	संपूर्ण कार्यक्रम व्यवस्थित पणे चालवले
Prof. Mahendra Devram Jadhav	How to make 3D Models, how to print 3D Models	Very good	By Making 3D Models for Companies, Businesses and Cousins	7 Key Chain, parts, varli painting and faces	Yes	Very good	No
Kale sarvesh Surendra	1.Learning handling computer 2.Modeling of demo in Solid works in Software 3.Then printing process 4. Z Brush diagram ज्या संस्कृती ज्या चित्र स्वकृतात आले त्यांना वेगळे रूप देऊन आडखळ निर्माण करणे	Understanding	Definitely I see My career opportunities	Keychains of my name	Not perfect but I will teach basics	It's fabulous and awesome residential arrangements are luxurious	Give a such usefull Information about 3D map (Printing & Modeling) definitely useful to my carrier thank you for giving and teaching this course
Ashish Harish Mahale	कंप्युटर मध्ये एक सोप्टर शिकायला मिळाले .	So good and nice	आपल्या संस्कृतीचे किंवा जीवनाचे एक आडखळ तयार करून आपल्या संस्कृतीला एक आर्टिफिसल रूप देणे.	3	शक्यतो मी या कोर्सेची 80 ते 70 टक्के माहिती विद्यार्थ्यांना सांगू या शिकवू शकतो	खूप बरेच देणू देणा चांगली सोय होती	आपल्या भाषेमध्ये शिकवले तरी मुंबईमध्ये तेव्हा खूप चांगले वाटले
Pandhare Kiran yashwant	कंप्युटर मध्ये एक सोप्टर शिकायला मिळाले .	एकदम चांगली समजणे सारखी.	याचा वापर आम्ही एखादे दुकान स्थापन करून दुसऱ्यांना प्रशिक्षण देऊन पैसे कमवू शकतो.	बारली स्टॅण्ड ु नावाचे किचन.	हो आम्ही शिकवू शकतो .	आम्हाला दिलेल्या सर्व सुविधा चांगल्या होत्या .	संपूर्ण कार्यक्रम हो मला खूप आवडला जर तिथे अजून दुसऱ्यादा मला बोलावे तर मी नक्कीच जाईन मला हा कार्यक्रम खूप खूप आवडला.
Sahil manoj maule	Mast kuthe lari yachi avyshkta padel	Changli	Aamhala job naseil tevha he aamhala kamal yal	2 solid works ani z brush	Ha	Mast changele hotiya v amchi soy changli keil	Ha krykram mast hole v konasathi upyogi padnate hole
Sandip Chintaman vaais	3D प्रिंटिंग मध्ये आम्हाला कोणत्या पणे वस्तूची डिजाईन कशी बनवायची आणि ती डिजाईन कशा प्रकारे प्रिंट करायची हे शिकायला मिळाले	Very good	आम्ही हे तंत्रज्ञान पुढे नवीन नवीन चित्र प्रिंट करू	3D printing मध्ये 5 वस्तू डिजाईन केल्या . बारली पॅटिंग	Yes	3D प्रिंटिंग साठी आम्ही मुंबई ला गेलेलो तिथे मात्र जेवणची सोय खूप छान प्रकारे केली होती	आम्हाला 3D प्रिंटिंग शिकायला खूप छान वाटले सराठी पण आम्हाला चांगल्या प्रकारे 3D प्रिंटिंग हा कोर्स शिकवला
Digha Dipak valya	Vastu print kasya karaychya te	Changali sopli	Changlia	Anek	Ho	Khipu changlia hota	Tunhi Amhala shikavi tyacha bhavisaat changlia phaydia holl Yes
Saqar wasant Nadage	Marketing	Excmellent	Making posters	2	Yes	Good	Yes
प्रदिप शिवराम साबरे	मला या कोर्से मधून वेगवेगळे पॉट, केचे तयार केले व त्यांना योग्य आकार कसा द्यायचा अस्या अनेक गोष्टी शिकायला मिळाल्या.	एकदम सोप्या पध्दतीने शिकवले.	मी हे तंत्रज्ञान वापर करून भविष्यात माझा स्वतःचा व्यवसाय सुरू करू शकतो.	मी या प्रशिक्षणा दरम्यान 3 वस्तू तयार केल्या.	मला थोडे दिवस साबा करून नंतर मी विद्यार्थ्यांना प्रशिक्षण देऊ शकतो.	अशा प्रकारचे कोर्से असतात मला माहित नव्हते, तिथे आल्यावर मला समजले की 3D printing कोर्से सुट्टा असतो. ह्या कोर्से मधून अनेक वेगवेगळे गोष्टी समजले. आणि मी पहिल्यांदाच इतका वेळ कॉम्प्युटर चा उपयोग केला.	Siknyas khup chgle bhelle.khipu chagli mahiti mlali
Sachin madhu jangali	Introduction to solidworks. Starting with Solid works.Unit Systems.2D commands.3D commands.	Good	Hyacha bhavishyat changliya prakare Upayeg karu	Name 3D map varli penling	Yes	Sanva kahi vevasiti hole	Siknyas khup chgle bhelle.khipu chagli mahiti mlali
bhogade manoj vishnu	आमी जे हाता कडे करतहोतो ते आज आमी कॉम्प्युटरवर केले	चांगली होती	आमी याचा चांगल्या प्रकारे वापर करणार आहो	5ते6	हो	चांगली सोय होती सर आमच्या कडे अशी सोय नव्हती	आम्हाला 4 री पणे सराठी चांगले मागेदोने दिले आणि वेवस्थीत समजावून शिकवले आम्हाला येत नसले की आमी सराठी विचारले का सर लगेच आमच्या सोमोर यावरचे सांगला मी यी पणे सराचा आभारी आहे
chit Sudhir Kuwara	3D map Madhe solacha business karu saktu	Best teaching	Business start	Varli panling Ani Kichen banvale	Ho	Best	Best program
are Mahendra Ashok	संगणक मध्ये वेगवेगळ्या पध्दतीने बारली चित्र काढली	छान पध्दतीने सर्व सर शिकवत होते	आमच्या गावाकडे पोर छेऊन त्यांना जसे तुम्ही आम्हाला शिक्षण दिले ताच्या पध्दतीने शिक्षण देऊन त्यांना आमच्या भागात एक थोडी चित्र काढायला शिकवु	मि या थोडी एम ए पी मध्ये पाच प्रकार चे बारली चित्र काढले होते	हो जस तुम्ही आम्हाला शिक्षण दिले ताच्या पध्दतीने मि शिकवले	एकदम मस्त होता आम्हाला वाटले तेव्हा पक्षा जास्त भेटत होते	सर्व कार्यक्रम खूप छान वाटले

Topale Jaykant suresh	Chotya chotya vastu banvne	Chan	Changliya prakare vapar karnar	Kaychen , robt , gadya , bahulya mansacha chehira .	Hoy	आमची चांगली काळजी घेतली जायची , वेळीच प्रशिक्षण देणे राहण्याची सुविधा उपलब्ध होती प्यायला स्वच्छ पाणी होत इत्यादि .	Three D सिस्टिम ह्या कोसे मध्ये लहान लहान वेगवेगळ्या वस्तू बनवणे सिमल ले गेल जसे कि गाड्या , रोब , चावीला लाबामच kaychen आणि खेल् नि बगरे बगरे
-----------------------	----------------------------	------	--------------------------------	---	-----	---	--

UTKAL SCHOOL Teaching Activity-2022



.Objective -To Encourage students towards learning . Making maths English Science fun to learn .

Teaching Activity was conducted for teh students of Std 5-7 in Utkal School , near vidhyavihar. This activity involved 10 Active volunteers . It was conducted in the morning for 1 hour that is from 7:45- 8:45 am . The vounteers revised the concepts that were taught by the subject teahers .

The students too showed active participatino and postive reponse . they overall enjoyed this learning experience and aslo asked questions during the teaching activity.

This Program activity began on 11 September , a time before the 1st semester exan of students .

On the first day the students and volunteers were briefed up about the activity ,

Some of the NSS Volnteers went out of the way and even encouraged students towrads social public spekaing skills , rewarded students with chocolates.



UTKAL SCHOOL Teaching Activity-2022



GIS Mapping Workshop

24 September 2022

A GIS Mapping Workshop was conducted by NSS unit of DBIT on 24th of September 2022 between 09:00 am to 12:30 at DBIT Campus IT lab - 4 in collaboration with Mumbai Central Suburb zone, University of Mumbai. The main purpose was to train students about Geo tagging of trees and community mapping for environment and explain its benefits to the society. The main speaker of this event was Mr. Royal D'Souza, NSS Co-ordinator of DBIT and Prof. Tayyabali Sayyad, Assistant Professor of IT department. Around 30 volunteers had participated in this activity. we had guest Mr. Pralhad and Mr. Milind Oka.

The session started around 9:00 am with introduction about NSS Foundation Day and gave a brief introduction on GIS Mapping Workshop by Mr. Royal Dsouza. After that Prof. Tayyabali started with his Presentation on GIS Mapping. Where he gave a brief information on GIS Mapping and widely explained its importance and advantages. Represented the various uses of the GIS Mapping for the environment and the society.



MR ROYAL BRIEFING THE STUDENTS



PROF.TAYYABALI INSTRUCTING STUDENTS

After the briefing the participants were asked to create an account on openstreetmap.org for practical demonstration of Geo tagging and were asked to download the mobile APK's for Geo tagging on their smartphones simultaneously. The participants were asked to download and install a free opensource application named Fdroid form where they can download and install OSM AND+. After that participant were asked to login on OpenStreetMap and were taught basic mapping of trees and buildings then participants tried mapping trees and buildings themselves. After that mapping on smartphone started. Participants had already installed the required applications and were taught to map trees and various points of interest. Later they were provided with refreshments.

GIS Mapping Workshop

24 September 2022

Participants were taken on a tour of DBIT campus to show the trees mapped by NSS Volunteers last year. Every tree has a unique QR code which contains the information about that tree. Participants scanned this QR codes and took a brief look over it. After that Mr. Royal gave the Vote of Thanks and concluded the event by taking a group picture. 37 NSS volunteers from 15 colleges attended this workshop.



VOLUNTEERS OBSERING TREE MAPPED



SAMPLE OF THE CERTIFICATE



PHOTOGRAPH OF THE VOLUNTEERS AND PROFESSORS

Beach Clean Up - 2022

5TH JUNE, 2022 VERSOVA, MUMBAI

On 05th June, 2022, on the occasion of “World Environment Day”, 140 volunteers from the NSS unit of DBIT participated in the beach cleanup drive organized by Adidas under the campaign 'Run for the Oceans' in association with Shri. Afroz Shah and Parley. Volunteers from all across Mumbai had gathered at the venue on Sunday morning at 7am sharp when the event commenced.

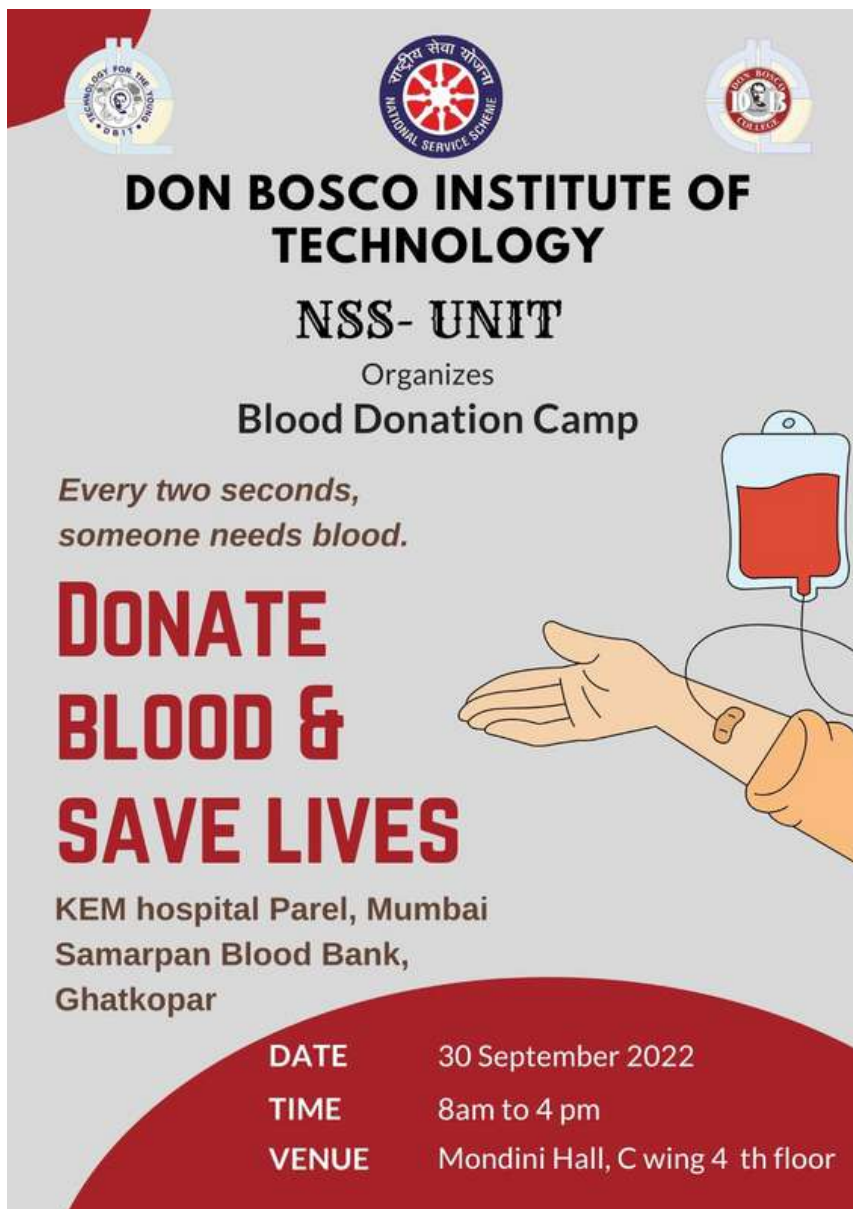
After the respective volunteers reported at the venue, they received attractive jerseys by Adidas, and prepared themselves for 'The Run'. Every participant was asked to install 'Runastic' on their smart phones, which is an app used for tracking one's track run. The minutes we track while running meant marine saving actions. Also the span of the run, from start point to drop off, was the area to be focused on later after the running. After the run, volunteers were served with snacks, fruits, and energy drinks to charge up for the next activity.

For the cleaning part, gloves and containers for collecting waste were provided. After the cleanup was done at around 12pm, people returned home with happy faces and satisfied hearts after contributing to a major global activity.



Blood Donation Camp -2022

A blood donation camp was organized on 30th September 2022 by National Service Scheme (NSS) unit of Don Bosco Institute of Technology (DBIT) and Don Bosco College (DBC) at Fr. Mondini hall from 8:00 AM to 4:00 PM. The sponsorship of the camp was done by the International Lions Club organisation. The Camp was inaugurated by the Dr. Prasanna Nambiar (Principal DBIT) Fr. McEnroe Lopes (Administrator of DBCL) Fr. Nelson Carvahlo (Campus Minister DBCL campus) and NSS Programme Officer Mr. Royal D'Souza. The hospitals invited were KEM Hospital and Samarpan Blood Bank. A number of volunteers came forward to donate blood during the camp which included teaching & non-teaching staff, students & non-student donors. At the end 242 units of blood were collected. The blood donors were provided with a blood donation certificate card by the hospitals. Refreshments and food coupons were also provided to all the donors.



The poster features three logos at the top: the International Lions Club, Don Bosco Institute of Technology (DBIT), and Don Bosco College (DBC). The central text reads: 'DON BOSCO INSTITUTE OF TECHNOLOGY NSS- UNIT Organizes Blood Donation Camp'. Below this is the slogan 'Every two seconds, someone needs blood.' and the large text 'DONATE BLOOD & SAVE LIVES'. An illustration of a hand being bled into a drip chamber is shown on the right. At the bottom, the venues 'KEM hospital Parel, Mumbai' and 'Samarpan Blood Bank, Ghatkopar' are listed. A red curved banner at the bottom contains the event details: DATE: 30 September 2022, TIME: 8am to 4 pm, and VENUE: Mondini Hall, C wing 4 th floor.

DON BOSCO INSTITUTE OF TECHNOLOGY
NSS- UNIT
Organizes
Blood Donation Camp

*Every two seconds,
someone needs blood.*

**DONATE
BLOOD &
SAVE LIVES**

KEM hospital Parel, Mumbai
Samarpan Blood Bank,
Ghatkopar

DATE 30 September 2022
TIME 8am to 4 pm
VENUE Mondini Hall, C wing 4 th floor

A total of 30 volunteers volunteered for the camp. On blood donation day one of the important tasks was to manage the queue so that the drive can take place smoothly, this responsibility was laid on the security team. Two volunteers of the security team were at the entrance, one to direct the people towards the initial registration desk, just after the entrance there was a waiting zone where one volunteer was helping people to fill the forms. After form filling, volunteers were bifurcating the people equally towards different blood bank's desks where check-ups were taking place. Finally after completing all tests eligible people were directed towards their respective bank's donation point. After donation the volunteers were helping people to get their refreshments and certificates. In this way the security team fulfilled its responsibility and helped in successfully organizing the event.

The blood donation drive was a huge success with an overwhelming response from all the students, teaching and non-teaching staff of Don Bosco Centre for Learning.

Healthy staff = Healthy campus

HEALTH CHECK-UP CAMP

DBCL-Kurla: The NSS unit of Don Bosco Institute of Technology (DBIT) arranged for a free health check-up camp for students, teaching, non-teaching and support staff of Don Bosco Centre for learning (DBCL) campus on 21st September 2022. The program has been co-ordinated by Mr. Royal D'souza, NSS co-ordinator of DBIT and a Senior Programme Co-ordinator for Social Outreach Project of DBCL Kurla, with the support from DBIT NSS volunteers.

The camp was inaugurated in the presence of Fr. McEnroe Lopes (Administrator DBCL Kurla) Mrs. Vijaya Jagadale, District Chairperson, Lions Club, Ghaktkopar, Mr Mahendra (SRV hospital) and Dr. Swant (Bharti Vidyapith Dental College, Navi Mumbai)

The team of Doctors and assistance from SRV Hospital, Bharti Vidyapith Dental College, Mayekar Eye clinic conducted this drive.

The Health Check-up drive consisted of General Check-up (Blood pressure check-up, Blood sugar, Height and weight/Body Mass Index (BMI), BMD and Doctor consultation), Eye check-up, Dental check-up and ECG.

The camp was a great success wherein more than 135 staff members from DBCL visited the doctors and took benefit. The DBCL staff got their health check-up with proper care and thus the event was a total success. A total of 12 NSS volunteers from DBIT volunteered for the camp.



**Don Bosco Institute of
Technology, Kula**



ECO-GARDEN

REPORT



2021-22

NSS - DBIT

DAY 1: CLEANING THE AREA



Activities done

- collected all dry waste
- segregated plastic and compostable waste
- swept the area clean
- removed all sort of unwanted small weeds that were grown

The work done on Day 1 by volunteers was in regards to clearing the area and making the pitch clear for the plantation

May 31 2022

DAY 2: SETTING THE AREA



MAKING THE PROPER ARENA

After cleaning the place the very next day the volunteers collectively placed & rearranged the tiles and made proper 6 leveled up plots



DAY 3 : ADDING COMPOST

JUNE 2 2022

COMPOST & LEVELING THE AREA

Compost - our organic hero

On the Third day the volunteers set the area , in order to add the fertilizers and set the plots for the plantation process. Fertilizers /compost play an important role in the proper growth of plant



DAY 4 : MAKING THE PLOTS

JUNE 3 2022

SETTING UP THE PLACE BEFORE PLANTATION

- The most important part of the eco garden plantation , setting the right place and creating a beautiful aura for the plant.
- Some of the volunteers created a beautiful design within the plot in a creative way with waste like rubber tyres bottles ,coconut shells
- Some of the others, were engaged in leveling up the place and creating heaps mount for the plants
- Since we have creepers too in our garden we we had the volunteers create a support to the creepers .
- Some of our volunteers worked on digitally in order to create Qr codes for the identification of each tree.



All plots were supervised again on June 4



Work done by the volunteers under the supervision of **Mr. Royal D'souza**-
NSS Program Officer



DAY 5 : PLANTATION

Cordially invites you

Eco - Garden Inauguration

DATE: 6 JUNE 2022
TIME: 11:00 AM
VENUE: ECO-GARDEN
(NEAR BASKETBALL COURT)

The final showdown



JUNE 6 2022

**PLANTATION &
INAUGURATION CER**

PG NO 43



The Inauguration ceremony

Garden of us, by us, for us

The volunteers were ready to let start the new journey of the wonderful,eco-friendly "Eco - Garden".

It was inaugurated by Campus Minister Rev.FR.Nelson Carvalho and Rector of DBC Rev. Fr.Anthony Pinto.along with Mr.Royal D'souza NSS PO and the NSS-TreGreen Team of vounteers.The Ceremony began as Rev. Fr.Nelson led us into a pray full moment towards the effort of the volunteers and the garden,followed by Rev.Fr.Tony telling us more about gardening and responsibility for looking upto what we started.It ended with the Dignitaries planting the sapling into the garden.

The tree is more than first a seed, then a stem, then a living trunk, and then dead timber. The tree is a slow, enduring force straining to win the sky."

Plot -Number - Name	Plot -Number -Name
Plot- 1 -Vegetables	Vegetable spinach seeds
Plot- 2- flowering	10 saplings -Tulsi plant 1- Tiger plant (white flowering plant)
Plot - 3-Herbal Plants	Pudina Rosemary Basil Garlic Ginger
Plot-4- Medicinal plants	Aloe Vera Chives
Plot-5- Creepers	Till the creepers grow we have planted Chawli Lal-maat Meethi
Plot -6- Fruits and vegetables	Brinjal chills
Plot -6- Fruits and vegetables	Drumsticks seeds
Existing plants	Curry leaves Guava



ECO-GARDEN

The Team

NSS-Unit DBIT



TreGreen Team

A garden is a grand teacher. It teaches patience and careful watchfulness; it teaches industry and thrift; above all it teaches entire trust

Report on IDY Camp

16 June 2022 to 20 June



Many times youngsters feel stressed out, tired, mentally exhausted and due to time constraints are unable to exercise and workout. This is bad as it results in poor health and weak body. Since ancient times Yoga was believed to be a good exercise and helps to clear the mind. However some don't practice yoga due to a lack of information on it. With this in mind a yoga camp was organised by kaivalyadham with Mumbai University and NSS units in Mumbai to enlighten the youth on Yoga. From each college two NSS volunteers were chosen to attend the camp. The camp was held from 16th June to 20th June. In the first two days the camp were held in online mode , whereas the remaining days took place in offline mode .Before starting anything for the day we began with a prayer. On all the days we were taught about the various asanas and muscle loosening exercises. Later the NSS volunteers were taught about the basics of yoga and some other key factors in life which included how to achieve peace, following a healthy diet and controlling one's emotions. There were also some sessions on personality development, good habits, and social responsibility. There was also a session on how yoga is used for psychological, holistic purposes. There were two main yoga instructors available for us, who helped everyone to adapt and understand the different poses in yoga. After attending the camp the volunteers gained a lot of knowledge on yoga, different poses in yoga and its benefits on day to day life. Aditya and Allan, NSS volunteers of DBIT attended this program.



Diwali Mela -2022



On 23rd October 2022 NSS unit of DBIT and DBC, SYM and YaR ministry of DBCL campus came together to celebrate Diwali with the HIV affected and effected children from the Sanmitratrust. A Diwali Mela program was organised where 35 volunteers of DBC and DBIT took part to make the event a great success under the guidance of Mr.Royal D'souza.

The special guest for the event were Dr. Parvati (Principal of DBC), Ms Vijay Jagdale (Lions club Ghatkopar), Fr MarioVaz (Executive Director DBIT and DBC BMS), Mr. Ashnol Pareira (Mac Media) and Prof Mahalaxmi (DBIT).

The event started at 9:00am.Breakfast was provided for all the people in the Mondini hall where the rest of the events took place. There were 15 game stalls put together for the kid. Cultural programs were organised by the Dance Club of DBIT.

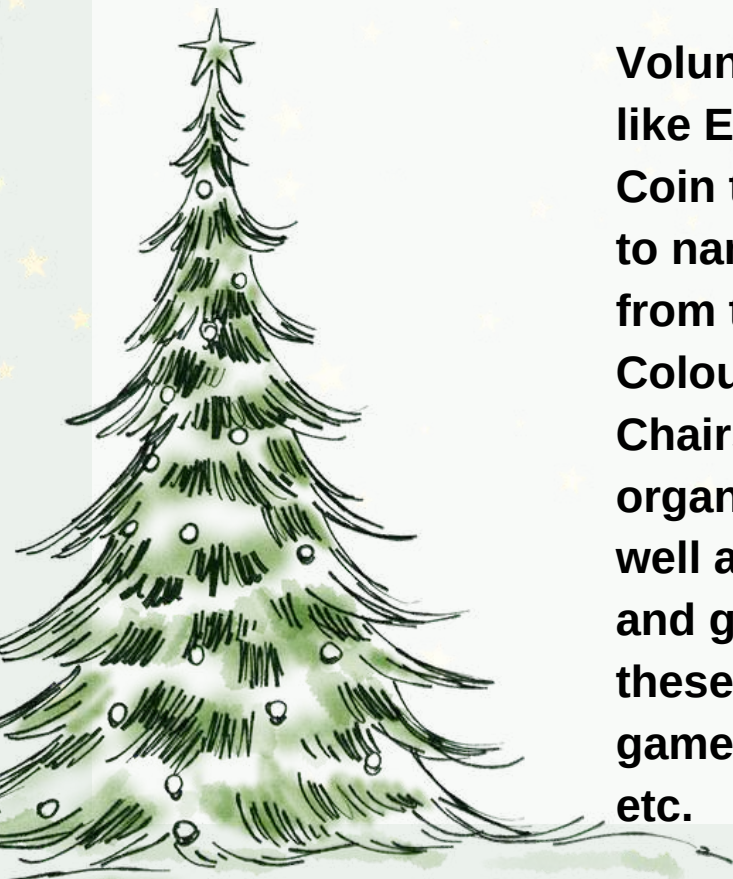
Various fun events like Diya painting, book balancing, Spoon and Marble, ball balancing, Musical Chair for parents and drawing was organised for everyone where everyone actively took part. Around 250 Children and parents attended this program.

The event ended at 1:30 pm before which prizes were distributed and books, pen and pencil were distributed to all the kids. Lunch was provided in the college. It was a very fun filled and joyous event for all. Students and staff of the DBCL campus supported and sponsored this program. Lions club of Ghatkoper, Mac Media, Fr. Gladson Dabre, Staff and students from the DBCL campus, St. Xavier's college also supported this event.

Christmas Mela -2022

On 24th December 2022, NSS volunteers from Don Bosco Institute of Technology (DBIT), as well as from Don Bosco College (DBC) organized the 13th NSS Christmas Mela program, in association with Sannmitra Trust. It was organized for HIV-affected and infected children, who were accompanied with their family members as well.

This event took place at Fr. Mondini Hall in the Don Bosco Center for Learning Campus, Kurla from 10 AM to 2 PM and was full of fun activities and games to keep the children entertained.



Volunteers organised various games like Eye the Rooster, Hit the Tins, Coin the Apple and Cross the River to name a few of these games. Apart from that, various fun activities like Colouring the drawings, Musical Chairs, Book-Balancing were also organized, both for the children as well as their family members. Prizes and gifts were given for winning these competitions like board games, pouches, colouring pencils, etc.

Christmas Mela -2022

Refreshments, breakfast and lunch was provided as well by the NSS Volunteers, as was some delicious Christmas cake. Santa Claus also made an appearance at this event, giving away chocolate and also gifts to some lucky children.

This event was attended by many distinguished guests viz. Fr. Anthony Pinto, Rector/Director DBIT, Fr. Mario Vaz, Executive Director, DBIT, Fr. McEnroe Lopes, Administrator, DBCL, Fr. Joe Braganza, Executive Director, DBC, BMM, Fr. Nelson Carvalho, Campus Minister, Prof. Prabha Desai, Director, Sanmitra Trust and Dr. Royal D'Souza, NSS Program Officer, DBIT.



The Bassein Catholic Cooperative Bank Ltd was the primary sponsor of this programme, along with special gratitude shown to St. Xavier's College, Fort; SBI Payments Staff; Ms. Latha Narayan; Mr. Brazil Dabre; Mr. Ajay and Sanmitra staff.

All in all, it was a really heart-warming program that truly captured the true nature of Christmas, this is celebrating the joy of giving, love and happiness to all.